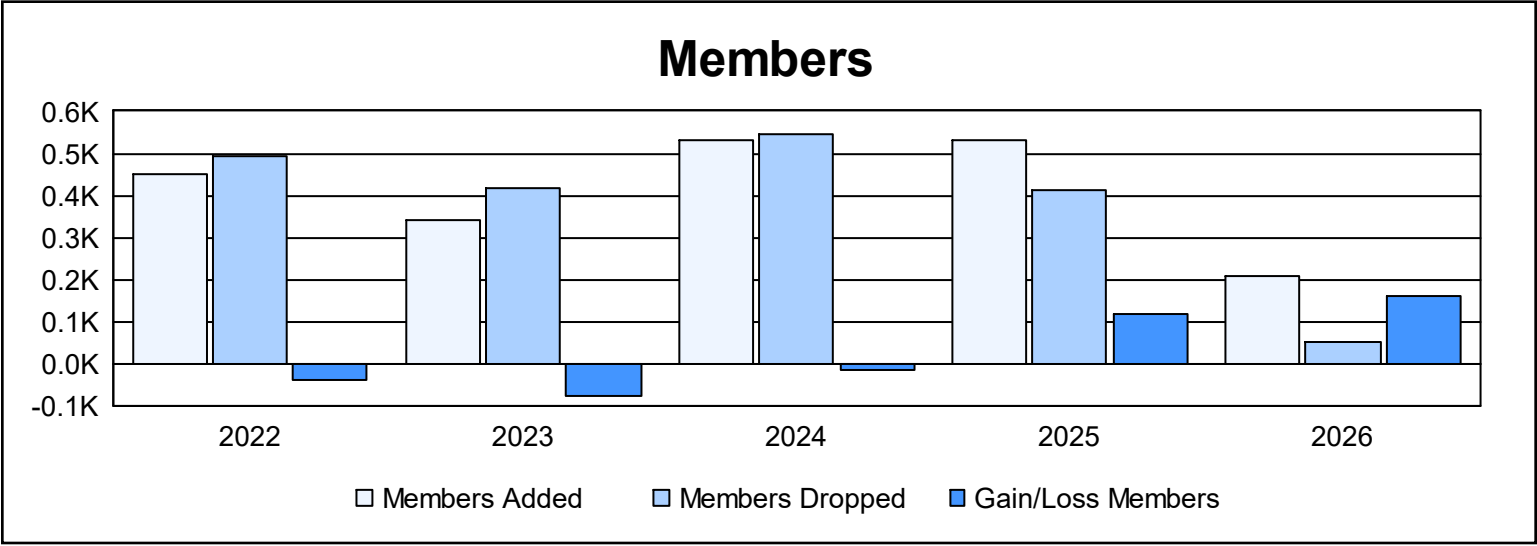
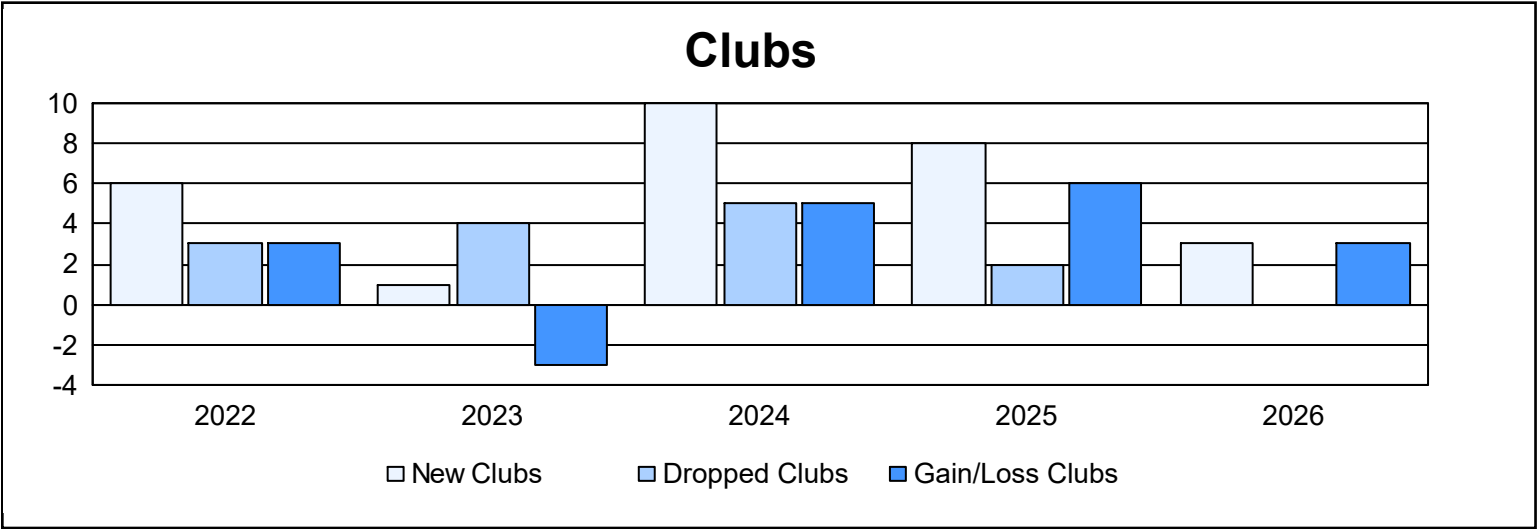
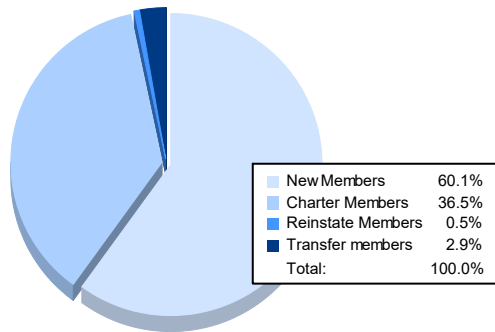


| Year | New Clubs | Dropped Clubs | Gain/ Loss Clubs | New Members | Charter Members | Reinstate Members | Transfer Members | Total Member Added | Total Members Dropped | Gain/ Loss Members |
|-----------|-----------|---------------|------------------|-------------|-----------------|-------------------|------------------|--------------------|-----------------------|--------------------|
| 2021-2022 | 6 | 3 | 3 | 232 | 172 | 27 | 20 | 451 | 491 | -40 |
| 2022-2023 | 1 | 4 | -3 | 244 | 51 | 17 | 29 | 341 | 418 | -77 |
| 2023-2024 | 10 | 5 | 5 | 166 | 258 | 92 | 15 | 531 | 545 | -14 |
| 2024-2025 | 8 | 2 | 6 | 236 | 188 | 40 | 66 | 530 | 412 | 118 |
| 2025-2026 | 3 | 0 | 3 | 125 | 76 | 1 | 6 | 208 | 49 | 159 |
| Average | 6 | 3 | 3 | 201 | 149 | 35 | 27 | 412 | 383 | 29 |



Membership Composition September 2025 Cumulative



Gender Composition September 2025 Cumulative

